



Moving your network from reactive to proactive Asset Performance Management for Rail

Steve Hagner, Industry Solution Executive

ABB Enterprise Software

ABB inRail



HOME → OFFERINGS → RAILWAY

GLOBAL SITE



Systems



Products



Service

For rolling stock

- Traction transformers
- Traction converters
- Auxiliary Converters and Battery Chargers
- Traction motors and generators
- Turbochargers
- Semiconductors
- Surge arresters
- Low Voltage products
- Cable protections (PMA)
- Transformers and reactors (Trasfor)
- Asset Optimization and Management

For rail infrastructure

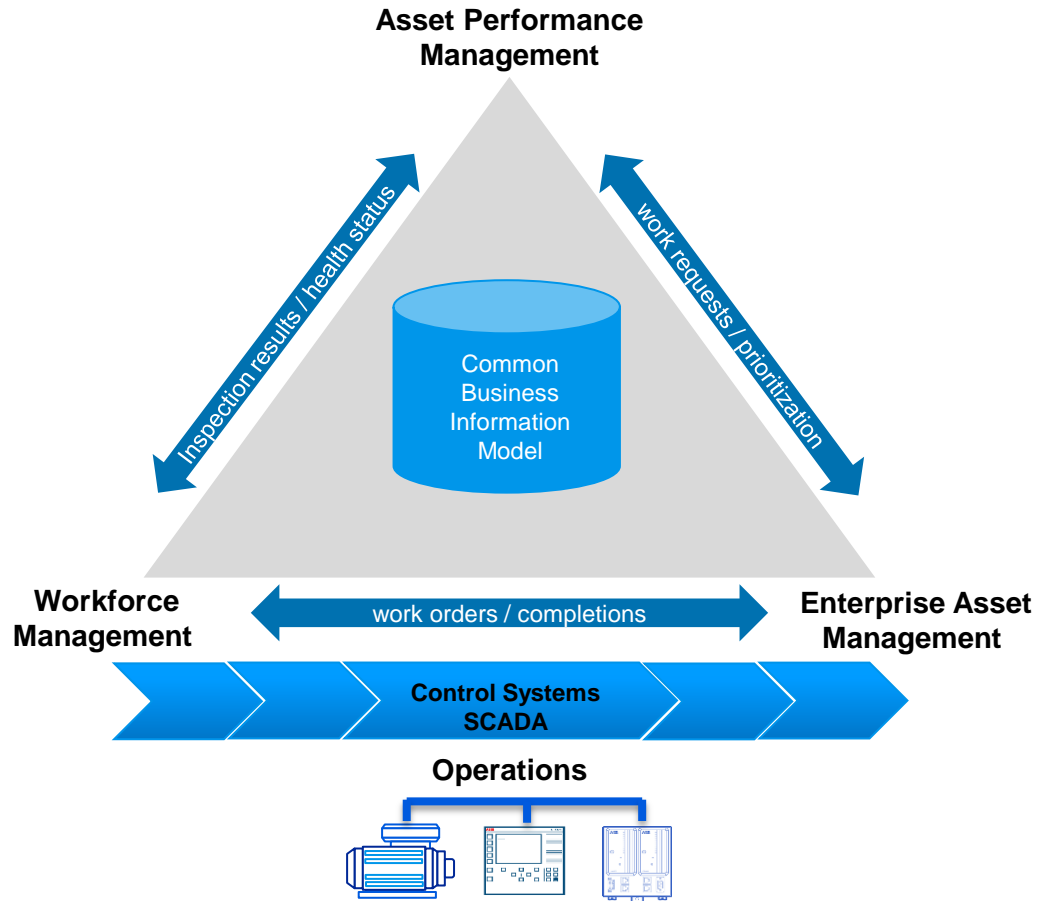
- Static Frequency Converters
- Power quality - FACTS
- DC wayside power solutions - ENVILINE™
- Power and Distribution transformers
- Transformers and reactors from Trasfor
- High Voltage products
- Medium Voltage products
- Low Voltage products
- Cable protections (PMA)
- Uninterruptible power supplies (UPS)
- Communication for transportation
- Power Consulting
- Asset Optimization and Management
- Protection and control for railway applications

ABB Enterprise Software



Connected Asset Lifecycle Management (CALM)

Asset Performance Management



Why do Asset Performance Management? Decisions



Safety

Pressure for higher reliability

New & Old Infrastructure

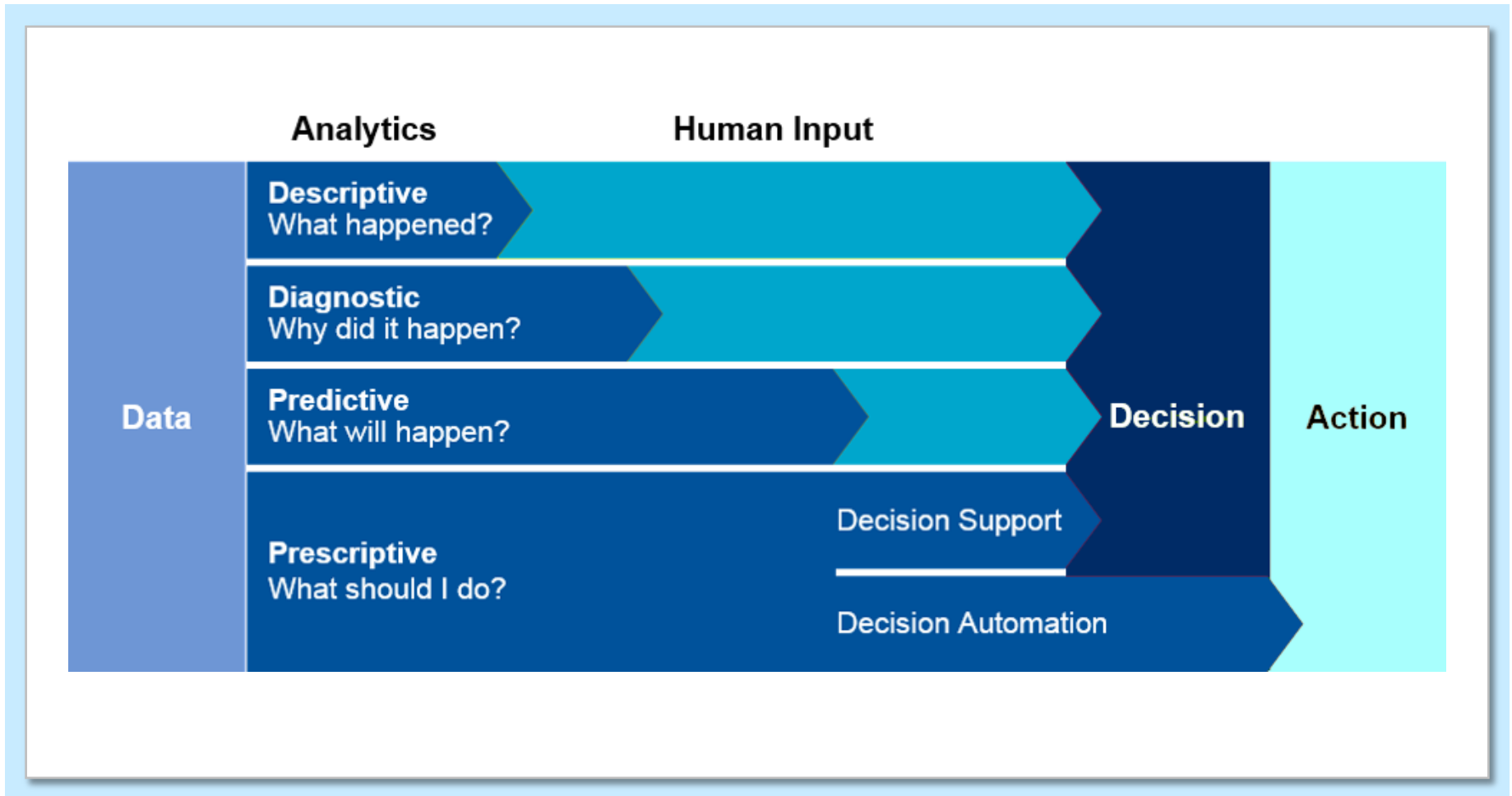
Information challenges

ISO 55000/PAS55

Flat O&M budgets

Changing workforce

Leveraging the Evolution of Analytics



Source: Gartner (February 2015)

ABB Asset Health Center

Prescriptive analytics for asset performance



1 Collect

Unified view of all asset data in proven analytics platform

2 Prescribe

Algorithms codify experience to predict and prioritize risk and prescribe actions

3 Review

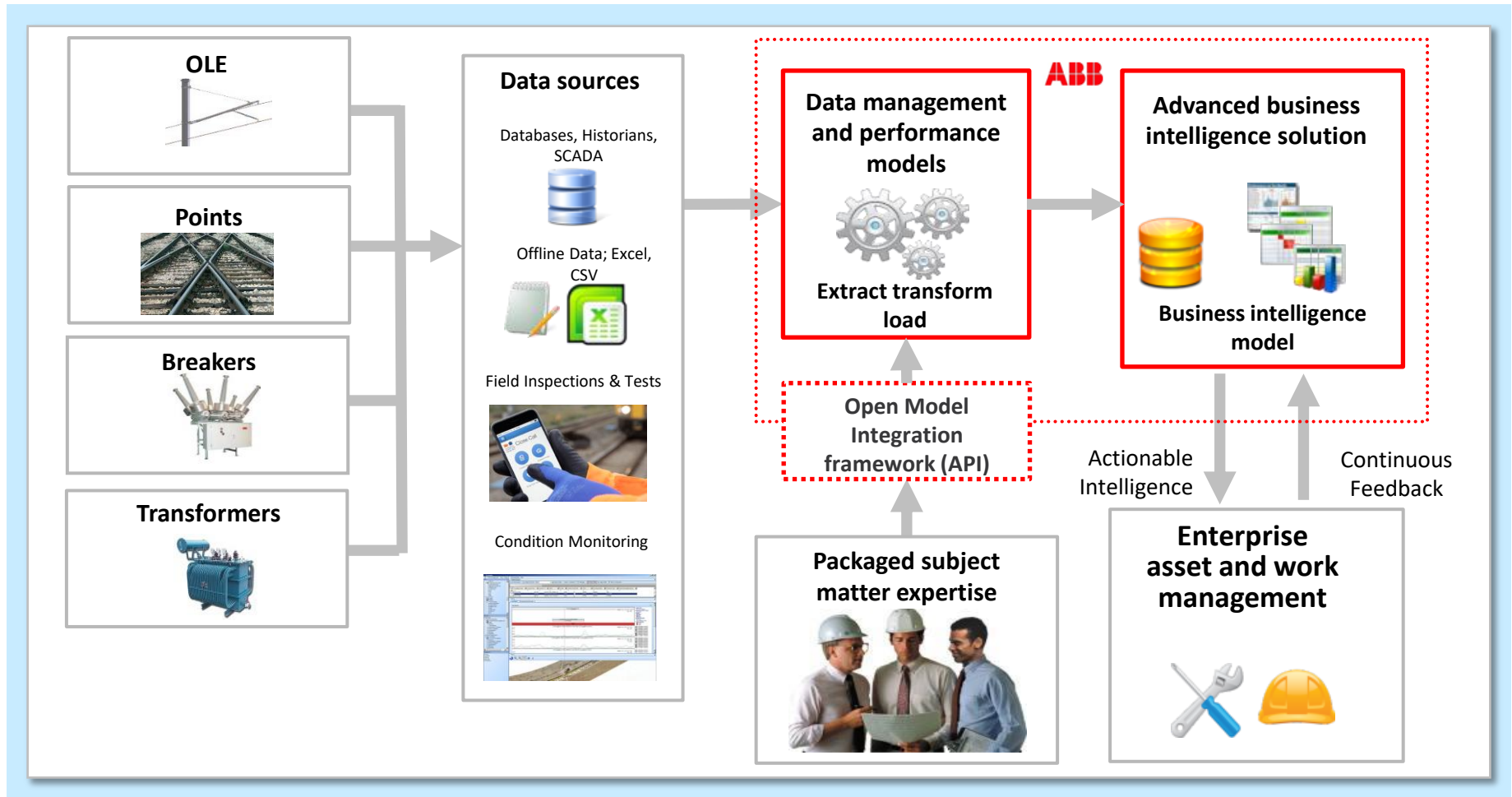
Industry standard approaches help confirm analysis

4 Act

Holistic asset performance management

ABB Asset Health Center

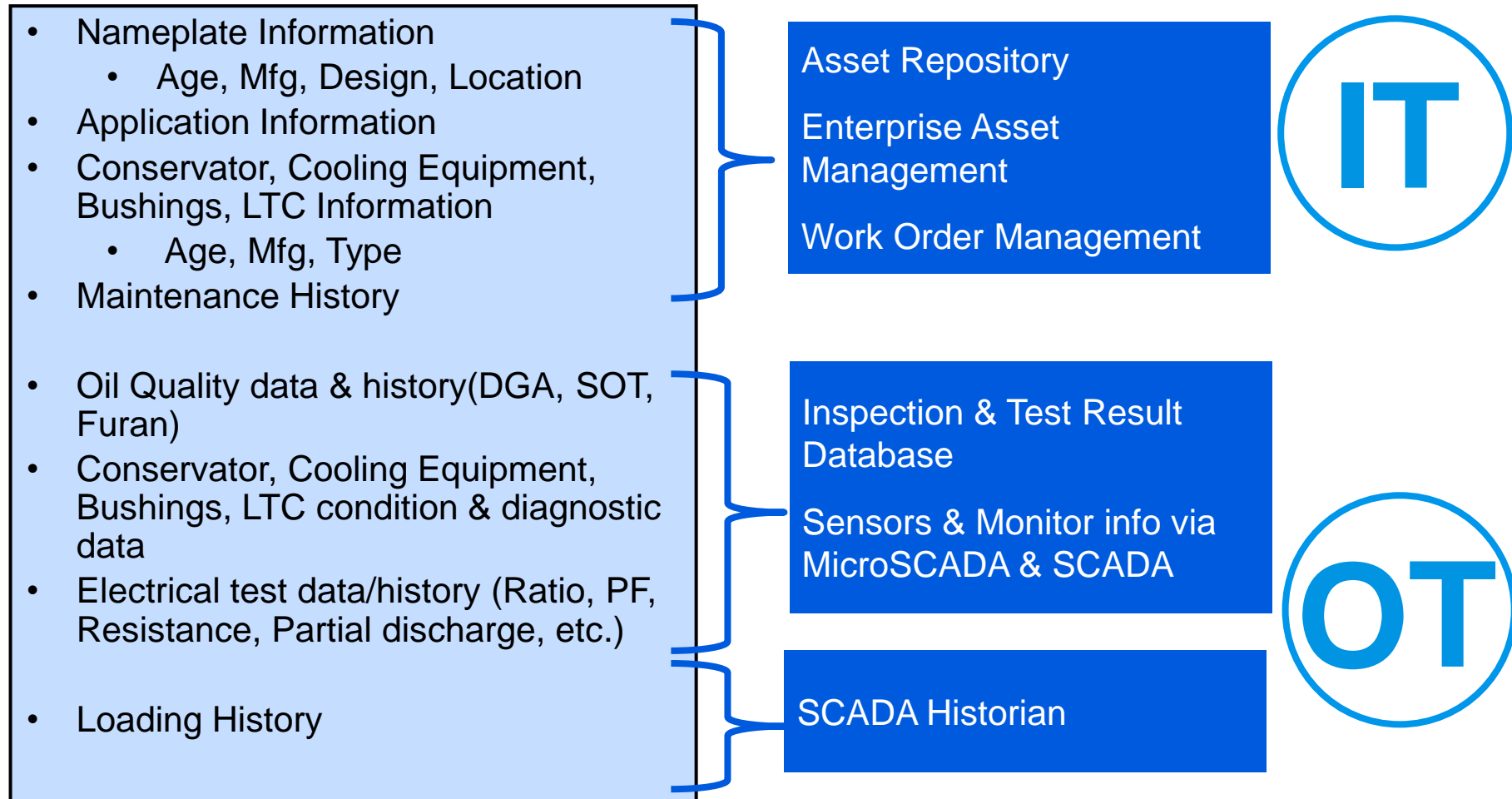
Prescriptive Analytics for Rail



Sample Data Sources

Models need both IT & OT Data

Transformers



Models from ABB, Partners & Customers Leverage Subject-Matter Experts

Asset Performance Models for Rail Infrastructure

- Transformers
- Circuit Breakers & Switchgear
- Backup Batteries (substations, crossings)



- Switches (Points)
- Overhead Line Equipment
- Crossings



- Capacitor Banks
- Conductors
- Cables



- Overhead Line Equipment (Lines & Structures)
- Third Rail



Basis for an Overhead Line Equipment (OLE) Model

Weightings and Data will vary

Factors Predicting OLE Issues

- Measurement Train Score (contact force, wire geometry, wire wear)
- Wire Inspection Score (insulator issues, termination issues, broken droppers)
- Structure Inspection Score (rust, pulley lubrication, foundation issues)
- Late Maintenance (missed or delayed scheduled maintenance)
- Failure History (Likelihood of failure higher if recent failures)

Failure History

Dewirement Score

Fault Score

Trip Score

Late Maintenance Score

Measurement Train Score

Data Gaps Score

Worst Span Score

Worst Structure Score

Structure Inspection Score

Wire Inspection Score

Catenary Score

Contact Score

Droppers Score

Insulators Score

Jumpers Score

Terminations

Basis for a Rail Switch Model

Weightings and Data will vary depending on Customer

Factors Predicting Switch Failure

- Sensor Data (abnormally slow movement, motor drawing too much current, unusual waveform)
- Issues identified in Inspections (lubrication, cable issues, tests, rust...)
- Maintenance History (missed or delayed scheduled maintenance)
- Failure History (Likelihood of failure higher if recent failures)
- Other (Usage & Age)

Failure History

Months since last failure

Inspection Assessment

Inspection: Cables

Inspection: Facing Point Lock

Inspection: Lubrication

Inspection: Missing Pieces

Inspection: Rust

Maintenance History

Months FPL Overdue

Months Inspection Overdue

Months Switch Insulation Overdue

Other

Age Score

Number of Operations

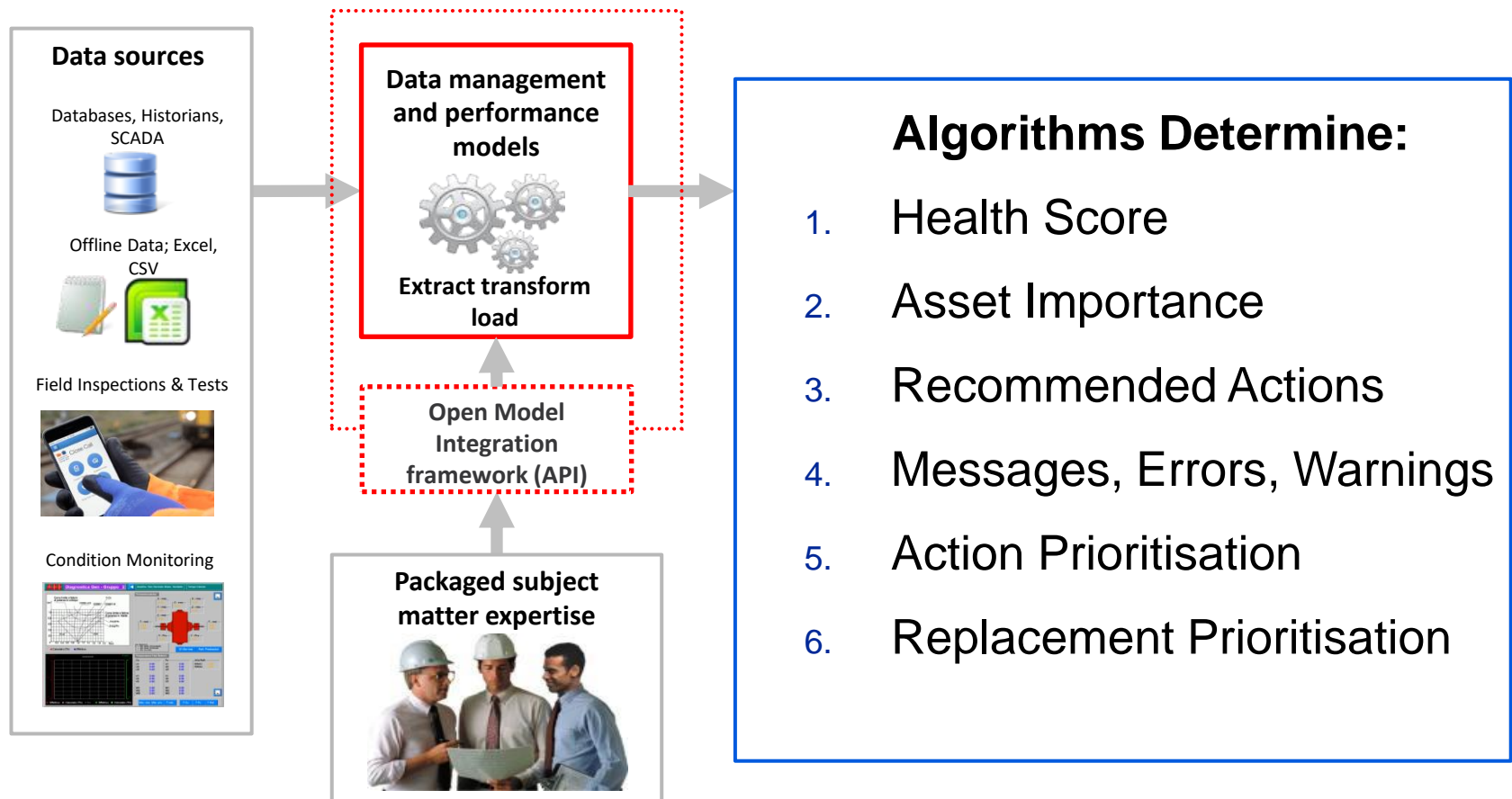
Sensor Data

LR Slow Switches

Over Avg Amps Counter

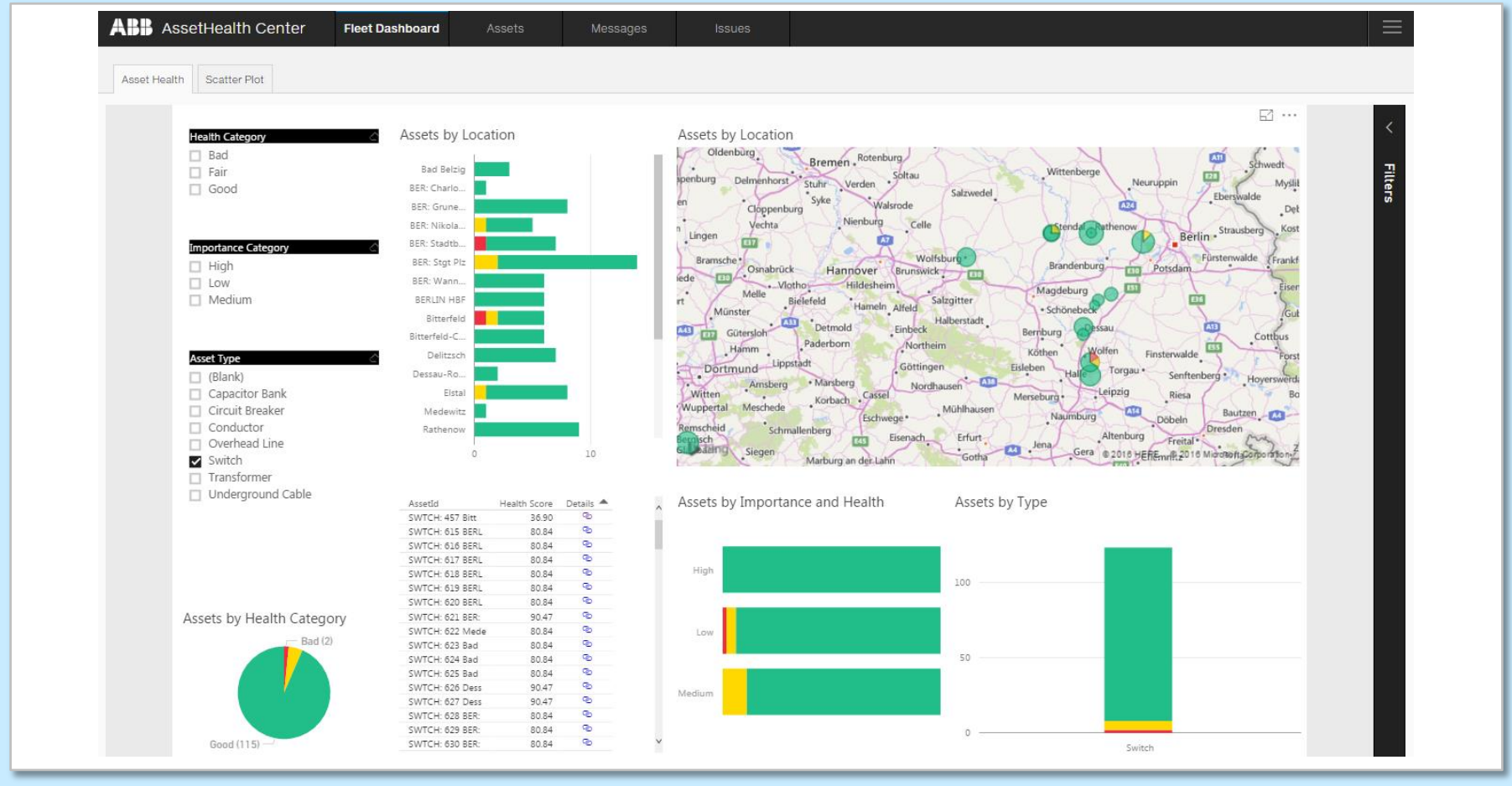
RL Slow Switches

ABB Asset Health Center Performance Models



Rail Asset Health

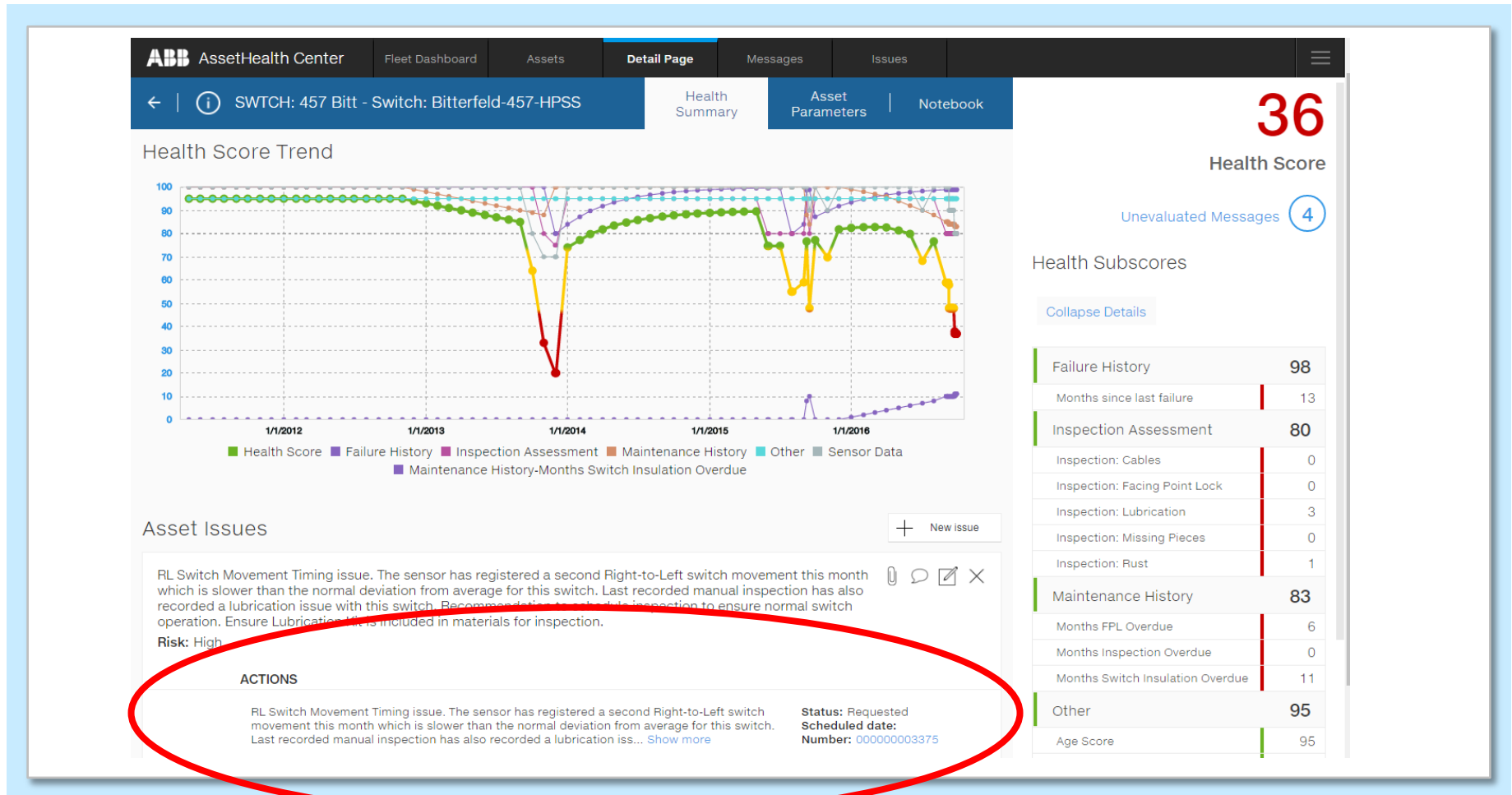
Identify at-risk Switches via Analytics



Detail View of one Rail Switch



Now a Work Request has been Created in Ellipse



Work Request Appears in the Enterprise Asset Management System

Ellipse 1 of 1 Quick Launch Power and productivity for a better world™ **ABB**

MSE541 - Update Work Request

Submit Refresh New Save As Delete Open New Search Navigate Actions

Work Request Id: 000000003375 **OPEN**

Description: RL Switch Movement Timing issue. The sensor has registered a second

Requester: **Work** | Map Location | Address | Assign | Estimate | Description | Service Level | Risk | History | Representatives | Document Link | Reference Codes | Alarms and Defects

Classification: A1 ▾ ▶ INSPECTION

Activity:

User Status:

[Equipment Reference](#): BITTERFELD457

Request Source:

Required By Date:

Raised By User: 0000000097 ▶ Paul Walk

Raised Date: 09/15/2016

Request Type:

Priority:

Region: 0002 ▾ ▶ 0002

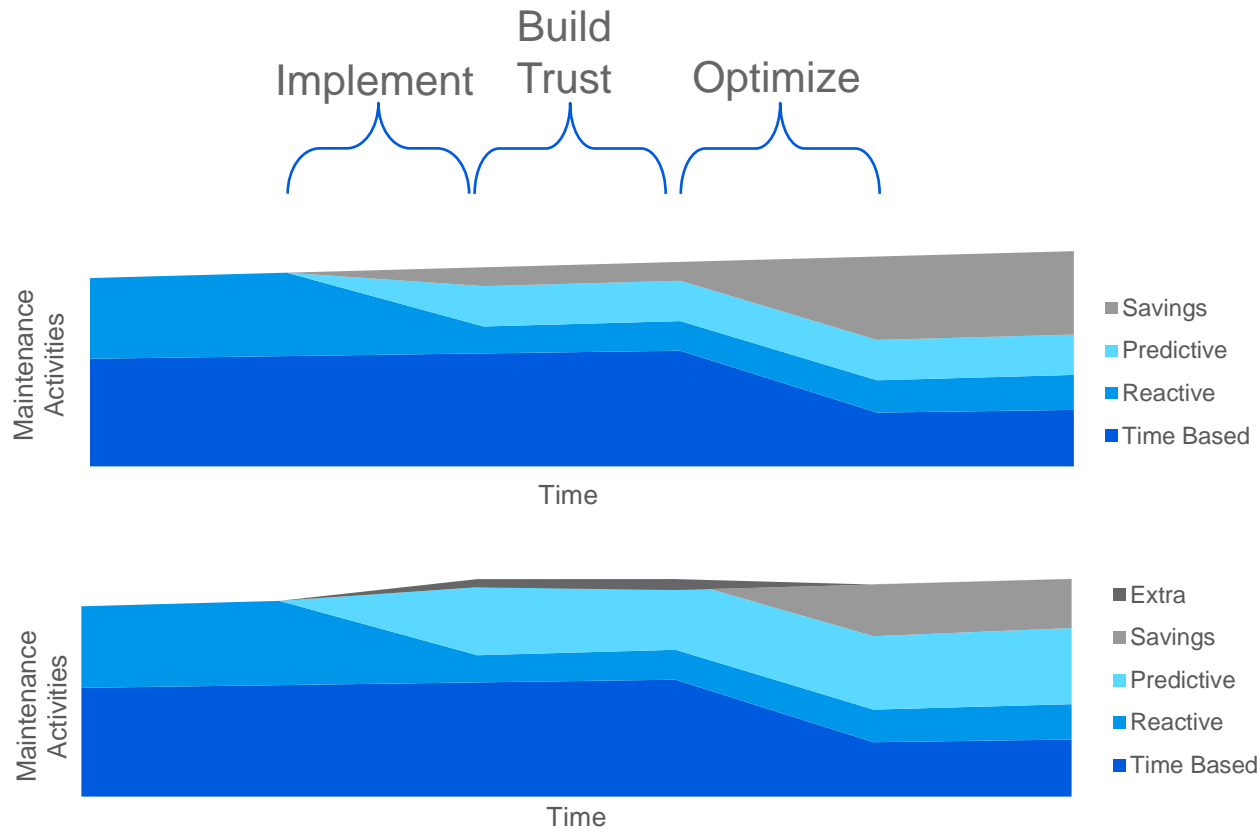
Source Reference:

Required By Time:

Raised Time: 07:47:30

Adoption of Predictive Maintenance

Time for Phases Vary



Keys to Adoption

- Executive Champion
- Start with a Business Case
- Data specialist helpful
- In-house skills or Easy-to-Use Solutions

What We've Learned

1. Start with a Business case....but start!
2. Combine “Intelligent Rail” with Inspections and Maintenance History (IT/OT)
3. Consolidate Asset Types in one system
4. Act on the Results: Document Issues, Generate Work Orders, Prioritize Maintenance & Replacement
 - Linkage to Work Management
 - Linkage to Investment Planning

Power and productivity
for a better world™



Rail & Transport : References across the globe...

































	AC Transit		Australian Railtrack Corporation		Network Rail		Niagara Frontier Transportation Authority
	BNSF Railway		Brisbane City Council		NSW Department of Commerce		Orange County Transportation Authority
	Central Ohio Transit Authority		City North Infrastructure		Public Transport Authority of Western Australia		QR National
	Corrective Services NSW		County Fire Authority Victoria		RailCorp		San Diego MTS
	Department of Justice Victoria		Victoria Department of Sustainability & Environment		State Transit Authority		Sydney Ferries
	Fort Worth Transportation Authority		GILLIG		Transit Authority of River City		Valley Metro
	Great North Eastern Railway		Indianapolis Public Transit		VIA Metropolitan Transit		VicRoads
	London Underground		Long Beach Transit		West Central Road & Rail		Yarra Trams

ABB is the #1 EAM provider for Rail in Australia, the world's 5th largest rail system in the world with 40,000 km of tracks